

Macchine estrusione soffiaggio elettriche • Corsa 260-330 mm  
Electric extrusion blow moulding machines • Stroke 260-330 mm  
Maquinás de extrusión soplado electricas • Carrera 260÷330 mm  
Machines d'extrusion soufflage electriques • Course 260÷330 mm



ITALIAN TECHNOLOGY



FORZA DI CHIUSURA MOULD CLAMPING FORCE FUERZA DE CIERRE FORCE DE FERMETURE	<b>kN</b>	<b>30</b>
---	-----------	-----------

Carro singolo / Single station / Estación simple / Chariot simple	Carro doppio / Double station / Estación doble / Chariot double
--	--

	PB3ES-260	PB3ES-300	PB3ES-330	PB3ED-260	PB3ED-300	PB3ED-330
--	-----------	-----------	-----------	-----------	-----------	-----------

DATI GENERALI / GENERAL DATA / DATOS GENERALES / DONNÉES GÉNÉRALES							
Stampi / Moulds / Moldes / Moules	n°	1	1	1	2	2	2
Corsa / Stroke / Carrera / Course	mm	260	300	330	260	300	330
Ciclo a vuoto / Dry cycle time / Ciclo en vacío / Cadence à vide	s	1,2	1,3	1,4	1,2	1,3	1,4
Potenza motore chiusura / Motor clamping power / Potencia motor de cierre / Puissance moteur de fermeture	kW	1,0			1,0		

CONSUMI / CONSUMPTIONS / CONSUMOS / CONSOMMATIONS							
Pressione aria / Air pressure / Presión aire / Pression air	bar	6 ÷ 8			6 ÷ 8		
Consumo aria / Air consumption / Consumo aire / Consommation air	Nl/min	700			1400		
Pressione acqua / Cooling water pressure / Presión agua / Pression eau	bar	3 ÷ 5			3 ÷ 5		
Raffreddamento stampi HDPE / Mould cooling HDPE / Enfriamiento moldes HDPE / Refroidissement moules HDPE	KJ/Kg	650			650		

STAMPO / MOULD / MOLDE / MOULE		PB3ES-260	PB3ES-300	PB3ES-330	PB3ED-260	PB3ED-300	PB3ED-330
A mm		280	320	350	250	290	320
H mm		250			250		
B mm		81÷85			81÷85		
E mm		130			130		



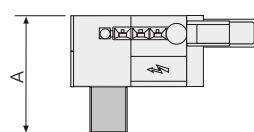
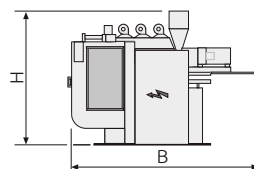
CD	INTERASSE USCITE / CENTER DISTANCE / DISTANCIA ENTRE CENTROS / ENTRAXE FILIÈRES				
N. Cav	2	3	4	5	6
C=260	95	60	45	35	-
C=300	110	75	55	45	35
C=330	130	85	65	50	40

C = Corsa / Stroke / Carrera / Course

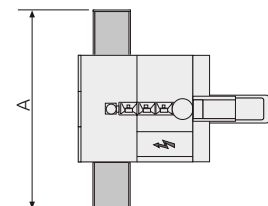
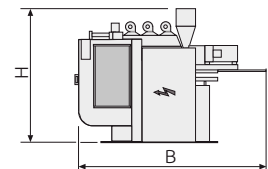
ESTRUSORE / EXTRUDER / EXTRUSORA / EXTRUDEUSE		E42/24	E50/25	E60/25
Diametro vite / Screw diameter / Diámetro husillo / Diamètre vis	mm	42	50	60
Lunghezza vite / Screw length / Largo husillo / Longueur vis	L/D	24	25	25
Potenza motore / Motor power / Potencia motor / Puissance moteur	kW	9	18	30
Plastificazione HDPE / HDPE plasticizing / Plastificación HDPE / Plastification HDPE	kg/h	26	56	75

### DIMENSIONI E PESO / DIMENSIONS AND WEIGHT / DIMENSIONES Y PESO / DIMENSIONS ET POIDS

	Carro singolo / Single station / Estación simple / Chariot simple	Carro doppio / Double station / Estación doble / Chariot double
	A x B x H	A x B x H
C = 260	2700 x 3800 x 2800 3650 kg	3800 x 4000 x 2800 5760 kg
C = 300	2800 x 3800 x 2800 3650 kg	3500 x 4000 x 2800 5760 kg
C = 330	2900 x 3800 x 2800 3650 kg	4000 x 4000 x 2800 5760 kg



Carro singolo / Single station / Estación simple / Chariot simple



Carro doppio / Double station / Estación doble / Chariot double