




SUCCESS

3 AND 5-AXIS ROBOTS FOR INJECTION MOLDING MACHINES FROM 20 TO 900 TON

Success is a range of universal and economic robots that provide all the performance and reliability that you expect from Sepro.

This best-seller robot is also available in a 5-axis version, making best-in-class technology more affordable and more compact. For more complex applications, Visual 2 controls the different peripheral equipment: conveyors, even complex ones, for palletizing parts and distributing interleaves, insert molding or even a sprue cutter station.

These 3 or 5-axis are available for IMMs from 60 to 900 tons and enhanced gripping components : larger capacity & more compact.

- | | |
|----|--|
| 5 | 11C |
| 11 | 11  |
| 22 | 22  |
| 33 | 33  |



NEW ECO Air 

THE SOLUTION TO HELP YOU REDUCE
YOUR COMPRESSED AIR CONSUMPTION

THE RECOGNIZED RELIABILITY OF A BEST-SELLER

Experience the complete redesign of one of Sepro's best sellers, designed for IMM 20 to 900 ton.

- **Modular Platform** to cover more than 90% of customer's needs.
- **Outstanding reliability** with the cam followers technology: **SLS (Sepro Linear System)™**.
- **Enhance Gripping components:** larger capacity, more compact footprint.

The Success offer is perfectly adapted to all your simple pick-and-place and stacking applications. Thanks to Touch 2 control system, it is easy and friendly to use.

INTRODUCING A TECHNOLOGICAL BREAKTHROUGH

Success Line X, the 5-axis version of the Success robots benefits from the very latest technology, as well as the reliable and high-performance mechanical designs.


- A cost effective high quality robot,
- A flexible solution for most applications,
- Servo-wrist rotations for greater accuracy and reliability.

SUCCESS LINE X : THE SERVO-WRIST

The Success servo-wrist is co-developed with Yaskawa. High torque, high accuracy, compact design and is available on the Success Line X range : Success 11X, 22X and 33X.

The compact Z axis control box

- Up to 8 vacuum and 8 pressure circuits as a standard option,
- Pneumatic or servo rotation control,
- Available on all robots of the Success range.



Smart lubrication system

- Easy and quick maintenance,
- Requires only a annual change.

Y FREE MOTION : ALWAYS AVAILABLE!

The Y free function is a Sepro manufacturing standard. It simplifies the programming of part accompaniment during ejection and can reduce the cost and wear of your EOATs (simplified design).

COMPACT BEAM-MOUNTED CONTROL CABINET

Better accessibility and maintenance. The compact control cabinet is mounted on the end of the beam as standard. Its innovative feature is its flexible installation, as it can be installed on the left or right, depending on your setup, to free floor space.

SIMPLY INTUITIVE

With the Simple Pick-and-Place Module, create your cycle just by answering the system's questions and see the result immediately in 3D on the video (Simple Pick-and-Place and regular stacking).

Tried and tested ergonomics

Task-based navigation means you can directly access the job to be done.

- Production
- Programming
- Mold Change
- Maintenance



«WHAT YOU SEE IS WHAT YOU GET»

Make your daily routine easier

- When fine-tuning, the joystick makes delicate settings in the mold possible.
- The large 10" LCD screen gives you clear and precise information.
- The documentation can be consulted online when you want.
- If a fault appears, troubleshooting data is displayed automatically.
- USB key allows for ease of transferring and downloading programs.
- Eco Mode: Once the cycle is started, a single key can reduce energy consumption and extend your robot's working life.
- Digital vacuum switch (option): set and save your part grip settings for each mold directly on the pendant.

FROM TOUCH 2 TO VISUAL 2

For your complex applications, Success can be equipped with Visual 2: a modular offer that can evolve over time.

- A PLC associated with each application to manage your stacking or insert distribution peripherals.
- Possible to associate up to 3 simultaneous subroutines with the robot's program and the PLC.
- Manage up to 1000 different applications (100 on Touch 2).
- Make mold changes completely safe using mold encoding and/or EOAT encoding (encoded plug).



SUCCESS

Success 5	Success 11C	Success 11	Success 22	Success 33
Mold clamping force (T - Metric Tons)				
20 - 80	50 - 150	80 - 250	200 - 500	350 - 900
Horizontal stroke (mm) - Can be adaptable by 500mm steps				
1000 - 1500	1500 - 3000	1500 - 4000	1500 - 6000	2000 - 7000
<i>Maximum instantaneous speed (m/s)</i>				
2	2	2	2	2
Demold stroke (mm)				
400	500	500-700 (LD)	700-900 (LD)	900-1100 (LD)
<i>Maximum instantaneous speed (m/s)</i>				
2	2	2	2	2
Vertical stroke (mm) - Direct arm				
1000	1000	1200	1400	1600
<i>Maximum instantaneous speed (m/s)</i>				
3	3	3	3	3
Maximum load (parts + EOAT) (kg)				
3	5	6	10	15-20 (HL)
R1 pneumatic rotation (0-90°)				
✓	✓	✓	✓	✓
R1 (0-180°) + R2 (0-300°) servomotor rotation				
N/A	N/A	N/A	N/A	N/A
Part grip - Vacuum or pressure circuit				
1	1	N/A	N/A	N/A
Compact beam-mounted control cabinet				
✓	✓	✓	✓	✓
ECO Air function				
N/A	N/A	✓	✓	✓

OPTIONS

Part grip - Vacuum + pressure circuit MAX				
4 P / V		8V + 8P		
Vertical stroke (mm) - Telescopic arm				
N/A	1200	1400	1600	1800
<i>Maximum instantaneous speed (m/s)</i>				
N/A	3	3	3	3
R2 pneumatic rotation (0-90° - 180°)				
N/A	✓	✓	✓	✓
R3 pneumatic rotation (0-90° or 0-180°)				
✓	N/A	N/A	N/A	N/A
Maximum load (parts + EOAT) (kg) (HL(3))				
2,5	5	6	10	15
Smart vacuum switch				
Digital vac	Digital vac	✓	✓	✓
Floor-standing control cabinet				
N/A	✓	✓	✓	✓
VISUAL 2 control system				
✓	✓	✓	✓	✓
ECO AIR				
✓	✓	✓	✓	✓

SUCCESS

Success 11X	Success 22X	Success 33X
Mold clamping force (T - Metric Tons)		
80 - 250	200 - 500	350 - 900
Horizontal stroke (mm) - Can be adaptable by 500mm steps		
1500 - 4000	1500 - 6000	2000 - 7000
<i>Maximum instantaneous speed (m/s)</i>		
2	2	2
Demold stroke (mm)		
500-700 (LD)	700-900 (LD)	900-1100 (LD)
<i>Maximum instantaneous speed (m/s)</i>		
2	2	2
Vertical stroke (mm) - Direct arm		
1200	1400	1600
<i>Maximum instantaneous speed (m/s)</i>		
3	3	3
Maximum load (parts + EOAT) (kg)		
6	10	15-20 (HL)
R1 pneumatic rotation (0-90°)		
N/A	N/A	N/A
R1 (0-180°) + R2 (0-300°) servomotor rotation		
✓	✓	✓
Part grip - Vacuum or pressure circuit		
N/A	N/A	N/A
Compact beam-mounted control cabinet		
✓	✓	✓
ECO Air function		
✓	✓	✓

OPTIONS

Part grip - Vacuum + pressure circuit MAX

8V + 8P

Vertical stroke (mm) - Telescopic arm

1400

1600

1800

Maximum instantaneous speed (m/s)

3

3

3

R2 pneumatic rotation (0-90° - 180°)

N/A

N/A

N/A

R3 pneumatic rotation (0-90° or 0-180°)

N/A

N/A

N/A

Maximum load (parts + EOAT) (kg) (HL(3))

6

10

15 - 20 (HL)

Smart vacuum switch

✓

✓

✓

Floor-standing control cabinet

✓

✓

✓

VISUAL 2 control system

✓

✓

✓